



XL-VIED-14 Variable Inline Enrichment Device®

A “plug-n-play” upgrade that allows engines equipped with OEM oxygen sensors to run at a richer air fuel ratio range of 14.4:1 to 13.9:1 in closed loop mode, providing:

- lower engine temperature
- improved throttle response
- decreased exhaust heat
- less engine “ping”

Fits 2014 and later Harley-Davidson® Sportster with OEM 4-wire Delphi 12 mm. O2 sensors.

	2012	2013	2014	2015
Touring	FL-XIED-10	FL-XIED-10	FL-XIED-10	FL-XIED-10
Softail	VIED®	FL-XIED-10	FL-XIED-10	FL-XIED-10
Dyna	VIED®	FL-XIED-10	FL-XIED-10	FL-XIED-10
Sportster	VIED®	VIED®		
V-Rod	VIED®	FL-AFXIED-10	FL-AFXIED-10	FL-AFXIED-10

Recommended for HD XL bikes with OEM emissions downloads. These include:

- XL883 all models, XL883 with Stage 1
- XL1200 all models, XL1200 with Stage 1

Upgraded exhaust systems including slip-on mufflers and full exhaust changes, and air cleaner upgrades are compatible with the XL-VIED-14 upgrade.

DKCustom.com



Email: support@dkcustomproducts.com

Phone: 662-252-8828

Text: 662-420-4891


XL-VIED-14

Variable Inline Enrichment Device®

Installation Instructions:

1. Locate the front and rear O2 sensors on the exhaust header.
2. Follow the wiring 8-10" back to the black connector.

The front O2 sensor connector is located on the lower front frame below the voltage regulator. The rear O2 sensor connector is located below the oil tank.
3. Unplug the O2 sensor connector from the wiring harness.
4. Plug the XL-VIED-14 between O2 sensor connector and the wiring harness. It is important to make sure the connectors lock together.
5. Connect the XL-VIED-14 ground connectors to either a frame bolt or the battery negative terminal. Do not connect the ground wire to the positive battery terminal. Doing so could cause damage to the ECM or the XL-VIED-14.
6. Tie-wrap the XL-VIED-14 in place to prevent movement. The XL-VIED-14 can be folded in a "Z" shape for a cleaner installation.



Adjustment Notes:

- Use a Jeweler's screwdriver to make adjustments to the XL-VIED-14.
- Do not force the XL-VIED-14 adjustment dial.
- Set the initial value based on the Recommended Settings.
- If a check engine light occurs, set the AFR 12% - 25% leaner.

DKCustom.com



Email: support@dkcustomproducts.com

Phone: 662-252-8828

Text: 662-420-4891

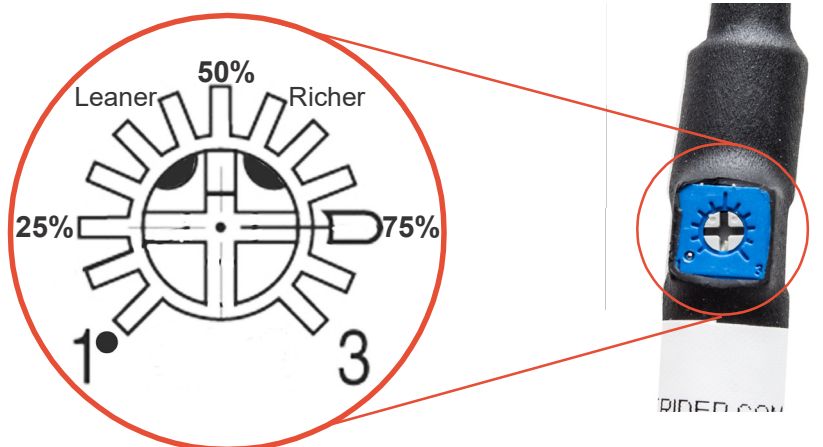
XLVIED14install-v1

XL-VIED-14 Variable Inline Enrichment Device®

Recommended AFR Settings for XL-VIED-14:

- Bikes with OEM header - 14.0-13.9 (50-75%)
- Bikes without converter, with quiet exhaust - 14.0-13.9 (50-75%)
- Bikes without converter, with loud exhaust - 14.2-14.0 (25-50%)

Air Cleaner changes do not impact settings. A free-flowing exhaust with no converter may cause AFR readings to show .2 richer than actual.



Approximate AFR Settings for XL-VIED-14:

	14.3	14.2	14.1	14.0	13.9
Slip-Ons		50%		75%	85%
Full Exhaust		25%		50%	75%

DKCustom.com



Email: support@dkcustomproducts.com

Phone: 662-252-8828

Text: 662-420-4891

XL-VIED-14 Variable Inline Enrichment Device®

Do not expose the XL-VIED-14 to any high pressure water stream.
Check XL-VIED-14 grounds if high or erratic idle exists.

Please Note: Transient codes P0131 and/or P0151 may be present in the electronic control module (ECM) after the XL-VIED-14 is installed. The presence of these specific codes in ECM history is not unusual on bikes with IEDs installed, nor does their presence cause any problems. The HD Service Manual indicates that these codes and be “cleared and ignored.”

Disclaimer:

This product is intended for race vehicles used on closed courses, and not for use on roads or vehicles otherwise subject to emission control requirements. In California, this product must not be used on any vehicle that is registered or licensed for use on public roads.

Actual results from the installation of the XL-VIED-14 may vary between individual bikes.

DK Custom Products warrants this Performance Products against defects in factory workmanship and material for 30 days from the date of purchase with proof of purchase or until ownership in the part is transferred.

The manufacturer and seller make no warranties express or implied which extend beyond the description of the goods contained herein. Any description of this product is for the purpose of identifying it and shall not be deemed to create an express warranty. DK Custom Products shall not be responsible for any consequential, special or incidental damages of any nature, including but not limited to the loss of use of any vehicle on which the unit may be installed and the cost of obtaining substitute components.

Harley-Davidson is a registered trademark of Harley-Davidson, Inc. Model designations for Harley-Davidson Motorcycles are used for reference purposes only. This part is not manufactured or endorsed by Harley-Davidson.

XIED®, VIED® are registered trademarks.

This product is protected by U.S. Pat. No. 7,805,236 and is made in the USA.

DKCustom.com



Email: support@dkcustomproducts.com

Phone: 662-252-8828

Text: 662-420-4891

XLVIED14install-v1